


# Skaņu A un Ā diferencēšana

Iespējamie uzdevumi:

1. Izrunāt un diferencēt skaņas a un ā.
2. Burtu A un Ā atpazīšana.
3. Burtu a un ā atpazīšana.
4. Nosauc attēloto un ievēro skaņu a un ā izrunu.
5. Nosauc attēloto un nosaki vārda pirmo skaņu.
6. Nosauc attēloto un nosaki vārda pirmo skaņu, pārbaudi ar vārdu lasāmkartiņām.
7. Lasi vārdu, ievēro patskaņu garumu.
8. Saklasi, cik a un/vai ā ir vārdā (asaras, adata, aka, ananāss, āda, aronijas, ābele, akvārijs)?
9. Izdomā teikumus.
10. Sameklē tādu pašu attēlu, nosauc (izdrukājot darba lapu 2 eksemplāros).

Alnis Avene Acis Aplis	Āķis Āzis Āliņģis Āmurs
Apelsīns Asmens Akmens Astoņi	Āpsis Ārsts Ābols Ābele

A




Ā

A





Ā

A



Ā

A




Ā

A



Ā

A




Ā

A



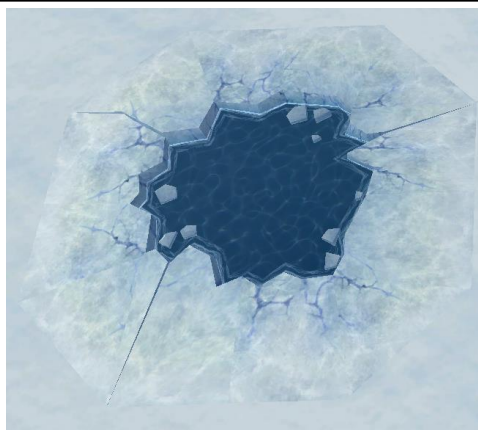





Ā


A



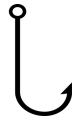
Ā







**ALNIS**



**ĀĶIS**




**AVENE**



**ĀZIS**



**ACIS**



**ĀLIŅĶIS**



**APLIS**




**ĀMURS**



**APELSĪNS**



**ĀPSIS**



**ASMENS**



**ĀRSTS**



**AKMENS**




**ĀBOLS**





**ASTOŅI**



**ĀBELE**









a

ā

a

ā

a

ā

a

ā